





## Invest in a vacation rental with confidence.

The intel below uses a combination of vacation rental performance statistics and broader market trends to reveal how properties in this area performed on average in the last 12 months. It's the must-know historical data you need to help make smart buying decisions.\*



## How has home size affected performance?

			
NUMBER OF BEDROOMS	AVERAGE NIGHTS BOOKED	AMOUNT OF YEAR BOOKED	LOCAL INVENTORY BREAKDOWN
1	114	31%	13%
2	101	28%	23%
3	88	24%	32%
4	92	25%	20%
5	92	25%	6%

### TOP EVOLVE PERFORMER







3 BEDROOMS



236 NIGHTS BOOKED

## How much revenue have owners earned?

			
NUMBER OF BEDROOMS	AVERAGE DAILY RATE	AVERAGE YEARLY REVENUE TOP 50%	AVERAGE YEARLY REVENUE TOP 75%
1	\$200	\$23,684	\$33,707
2	\$262	\$30,964	\$46,805
3	\$322	\$33,058	\$48,620
4	\$427	\$48,164	\$70,420
5	\$530	\$60,253	\$109,198

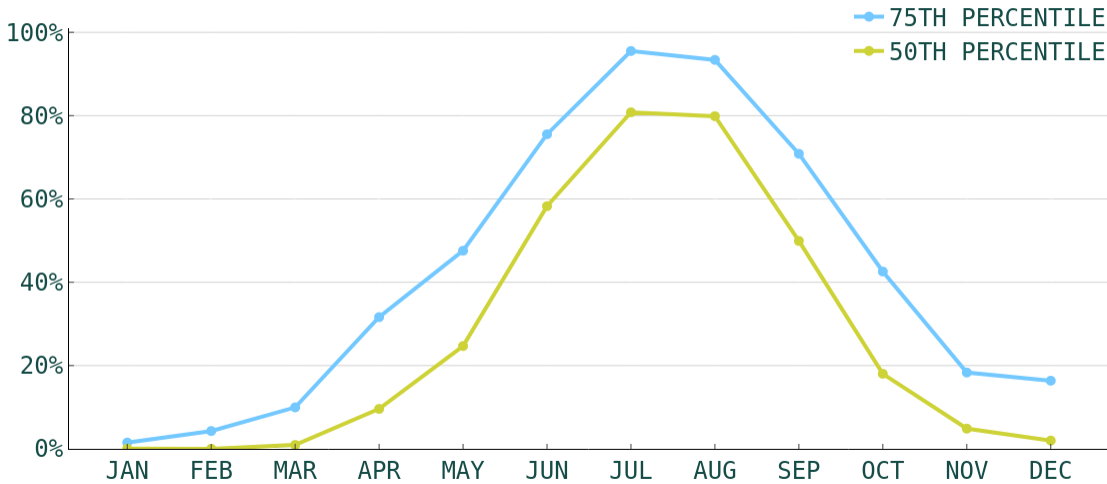
### TOP EVOLVE PERFORMER



4 BEDROOMS


\$1000  
AVERAGE  
DAILY RATE

## What has annual occupancy looked like?



**Jun, Jul, Aug**  
HIGH SEASON



**Jan, Feb, Mar**  
LOW SEASON



AVERAGE DAYS  
BOOKED IN ADVANCE

**51**      **26**

HIGH SEASON    LOW SEASON



AVERAGE LENGTH  
OF STAY IN DAYS

**4**      **3**

HIGH SEASON    LOW SEASON



AVERAGE  
DAILY RATE

**\$385**      **\$302**

HIGH SEASON    LOW SEASON

## Make vacation rental investment easy.

Whether you're looking for that first vacation home or your next dream property, we have the resources and expertise to help.



[More Market Analyses](#)



[Real Estate Experts](#)



[Homes for Sale](#)



[Get-Started Resources](#)

\*This analysis is not a guarantee or offer of performance by Evolve. It is intended to show only the range of average outcomes seen in the market last year, is not exclusively based on actual Evolve customer accounts, and does not reflect the effect of future changes in economic and market factors. This analysis includes data for Cape Cod Area from 03/01/23 - 03/01/24.

